



KONICA MINOLTA

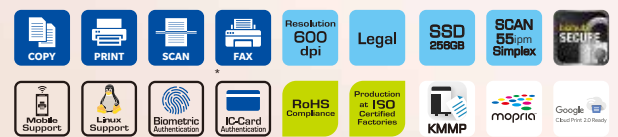
Giving Shape to Ideas

bizhub i-SERIES
SIMPLE
SECURE
CONVENIENT
RETHINK SOLUTIONS



bizhub 306i / 266i / 226i
 30 PPM 26 PPM 22 PPM

A3 Monochrome Multifunctional Printer



SIMPLE

Don't get lost in settings. With the same user interface across all new generation bizhub machines, the 306i series will guide you quickly through every process.

7-inch Touch Panel & New User Interface

Control your bizhub from a large, multi-touch panel. Featuring full colour and seamless operations, you will feel familiar from the first touch, thanks to an intuitive, smartphone like user interface.



Optional Hard-key Number Pad

A hard-keypad with numbers and simple operation keys can be added to your bizhub, as an option for those who aren't comfortable with touch panel operation.



On-screen Visual Support

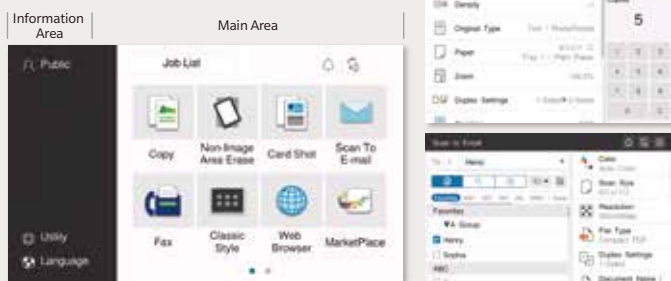
If you run into problems while operating your bizhub, such as paper jams or consumables that require restoring, our helpful on-screen prompts will direct you to the source of the problem and give visual pointers on how to quickly resolve the issue.



Easy to Use

Less Steps to Get What You Need

Konica Minolta's next-generation user interface is designed to help you complete tasks in as few steps as possible. Icons and colours are easy to adapt, and the touch screen guides you to your final destination in just a few taps.



Mobile-like Operability

Intuitive operation makes using your bizhub as easy as navigating your smartphone. Use scrolling and flicks to get around just like you do on your tablet or other familiar touchscreen devices.

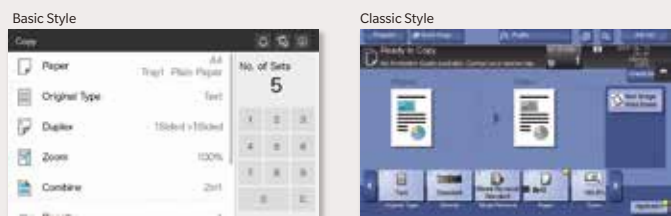


Customize Your Touch Panel

Save time wrestling with settings every time you Copy or Fax by entering default settings from their respective mode screens. Complete the settings once, and get the job done faster next time.

The User Interface that Fits

Select from a range of display styles to suit your purpose. If you only need to perform normal routine work, select the Basic Style. Or choose the Classic Style for a more settings-rich interface.

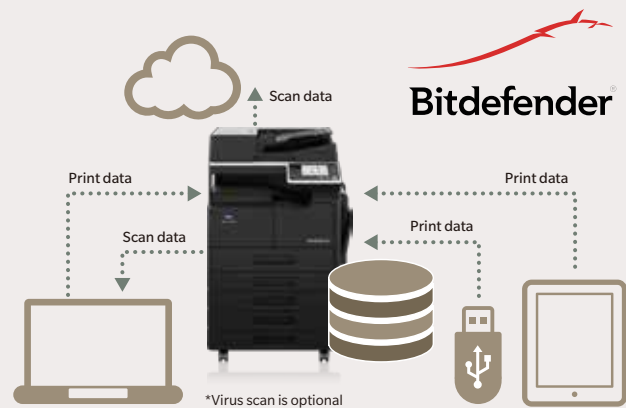


SECURE

Security doesn't need to slow you down. From virus scanning to user authentication, keep your data safe with a range of security features.

Virus Scan by BitDefender

Keep your data safe from viruses with real-time virus scan* by BitDefender. Choose between real time scanning or specify a regular timed scan. When a threat is detected, it will be automatically deleted, this will protect your bizhub from downtime and data loss.



Vital Security All-in-One Place

Avoid serious gaps in your security by checking the Quick Security menu. Here, you will find all the security items we recommend that you set when your machine is installed, all together in one place.

- Administrator password
- Password rules
- Web Connection Settings
- Security Warning Display Settings
- USB Connection Settings



Only available in Classic Style

User Identification

ID & Print

When this mode is activated, users identify themselves to the bizhub by entering their user information at the base unit, ensuring that documents do not fall into wrong hands. With this function, print settings can be updated via control panel even after you send the print job to the unit.

IC Card Authentication

Use an IC card to access your bizhub, allowing for quick, fuss-free use that efficiently maintains your office security. (IC Card Authentication is optional)

Tap to Connect Android or iOS Devices

Print directly from mobile devices via Wi-Fi with the Konica Minolta Mobile Print app. Skip extra steps getting your documents to the printer and simply tap your NFC (Near Field Communication) enabled device on the pad to the right of the control panel to connect, or connect via Bluetooth.

Optional device connection I/F kit EK-613 required. Bluetooth LE (Low Energy) required for iOS devices. Wireless LAN environment required. Konica Minolta Mobile Print is available for free from the App Store for iOS devices, Play store for Android devices and Microsoft Store for Windows 10 Mobile OS devices.

Copy Protect

Use the Copy Protect function to minimize unauthorized use and copying of documents. When the Copy Protect function is applied via the print driver or the copy function at your machine, documents are printed with a light grey pattern embedded with text. When an unauthorized copy is attempted, the grey text will become conspicuous. Select from a range of text and pattern options according to the sensitivity of your documents.

bizhub SECURE

Work with complete peace of mind while we handle the security part for you. With the extra reliable features of Konica Minolta's bizhub SECURE service, manage all your jobs efficiently while remaining assured that your workspace and all the important data stays protected.



CONVENIENT

A range of print, scan and copy functions ensures that your office needs are met quickly without any hassle.

High-performance Hardware for a Stress-free Work Environment

With a quad-core CPU and 4GB of memory at your disposal, the 306i series is ready to deliver high performance at a moment's notice. And if that's not enough, add the high-speed SSD package for timely data retrieval at any time.

High-speed SSD

The new generation of bizhub adopts SSD (Solid State Drive) storage, allowing you to access data faster and with less risk, as SSD storage is less prone to faults than older HDD technology. (SSD is optional)

Print from & Scan to Your Mobile Devices

Enjoy a flexible mobile work style by using iOS, Window 10 and Android mobile devices to take advantage of printing and other features. Use the latest mobile technologies to connect with bizhub 306i series, print documents, import scanned data and more from smart phones and tablets.

Konica Minolta Mobile Print

Print and scan wirelessly from your mobile devices by Konica Minolta Mobile Print app. Print & Scan from anywhere, anytime with the most advanced wireless, mobile & cloud technology. Use bluetooth or the NFC pad to verify your device, then send print jobs and receive scan data via Wi-Fi.

Optional device connection interface kit EK-613 required. Bluetooth LE (Low Energy) required for iOS devices. Wireless LAN environment required. Available for iOS devices, Android devices & Windows 10 mobile devices.



Mopria Certified

Send and receive data to your bizhub via the Mopria app on Android. The Mopria Alliance certifies printers and MFPs from many brands for use via their app, making it easy to print from, and scan to, your mobile devices, even if this is the first Konica Minolta machine to join your workspace network.



Google Cloud Print

Print from anywhere regardless of operating system or device with Google Cloud Print. All you need is an internet connection. Google account and Google Cloud Print Setup are necessary



High-speed Automatic Document Feeder

Scan up to 55 pages per minute in both colour and black and white with the newly-improved high-speed automatic document feeder. Load up to 130 sheets at one time and scan in high-quality colour to a variety of document formats.

Electronic Correction for Scanned Images

When large volumes of paper are scanned with the automatic document feeder, documents are sometimes scanned on a slight angle, making printed copies or digital versions difficult to read. With Konica Minolta's automatic electronic correction, documents are electronically corrected after scanning, ensuring all your copies and scans are just as good as the original.

Variety of Basic Print and Copy Features

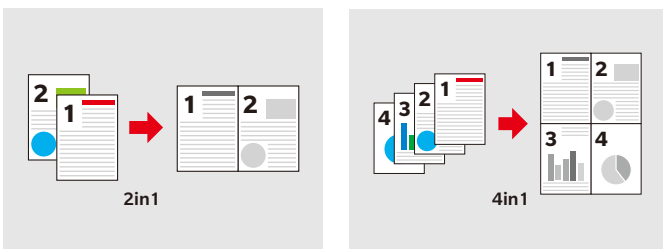
Booklet Print

A convenient feature which collates multiple pages into one booklet.



N-up Print (2-in-1 or 4-in-1)

Print multi-page documents onto one sheet. Combine either 2 or 4 pages into one.



Scan to a Variety of Formats

Scan documents directly into the format you need to save time changing file formats later.

Transform Scanned Documents to Editable PowerPoint Files

Scan documents directly to PPTX format that enable you to open and edit the document in Office PowerPoint (Office 2007 or later).

Compatible with Compact PDF

You can now scan to Compact PDF, a compressed format that saves a significant amount of space over conventional PDF files, while improving image quality. Thanks to the high-speed CPU, processing time has now reduced.

Speed Up Your Workflow

Browse the Web

Display websites on the control panel and print them via PDF. Specify parts of a page and get precise printouts of only the things you need, such as maps or selected information.



Customise your bizhub via IWS

With Konica Minolta's IWS (Internal Web Server) technology, you can now completely reconfigure the control panel of your bizhub to tailor it to your needs. Combining a web server, web browser and script interpreter, IWS can be used to implement simplified user interfaces or widget-style applications.

USB Direct Print and Scan

Connect a USB memory device and access files on the touch panel. Select files for print, or scan documents directly to the device. Supported file formats: TIFF, PDF, Compact PDF, JPEG, XPS, Compact XPS, PPTX.

Add Functionality to Your bizhub with MarketPlace

MarketPlace is now free and installed automatically, ready for use immediately after setup. Browse to find apps that enhance and personalise your bizhub's functionality, the same way you would do it on your smartphone.



Print Driver to Support High-quality Images

Your bizhub comes with a PCL/PS print driver as standard, enabling high image quality and high-speed data transfer when printing. The print driver is equipped with an automatic trapping function that corrects colour shifting when printing text, so every document you print achieves a beautiful finish.

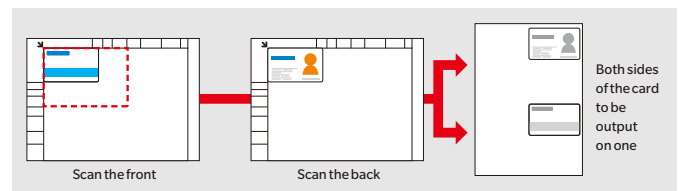


Environment Friendly

Environmental friendliness and sustainability are important to Konica Minolta. Our toners are all free of titanium-dioxide, and need less heat, ensuring that your office is efficient and consumes low-energy.

ID Copy

Small or irregularly shaped documents, such as employee ID cards or licenses, can be printed with the front and back sides combined onto one sheet.



Duplex Print or Copy

Duplex Print enables double-sided printing, helping you to save paper.





bizhub 306i / 266i / 226i

BW 30 PPM BW 26 PPM BW 22 PPM

A3 Monochrome Multifunctional Printer

A3 multifunctional with 30/26/22 ppm b/w. Standard Emperon™ print controller with PCL 6, PCL 5, PostScript 3, PDF 1.7, XPS, and OOXML support. Paper capacity of 250 sheets and 100-sheet manual bypass. Media from A6 to A3 and 64 – 157 gsm. 4 GB memory and Gigabit Ethernet standard.

System Overview

System memory	4GB (standard)
System SSD	256 GB (optional)
Interface	10-BASE-T/100-BASE-TX/1,000-BASE-T Ethernet, USB 1.1, USB 2.0, Wi-Fi 802.11a/b/g/n/ac (optional)
Network protocols	TCP/IP (IPv4/IPv6), NetBEUI, SMB, LPD, IPP, SNMP, HTTP
Automatic document feeder* (optional in bizhub 266i/226i)	Up to 130 originals, A5-A3, 35-128 gsm
Printable paper size	A6-A3, customised paper sizes
Printable paper weight	64-157 gsm
Paper input capacity	Standard: 350 sheets, Max.: 1,350 sheets
Tray 1	250 sheets, A6-A3, custom sizes, 64-157 gsm
Tray 2 to 5 PF-509 (optional)	4x250 sheets, B5-A3, 64-90 gsm
Bypass tray	100 sheets, A6-A3, custom sizes, 64-157 gsm
Automatic duplexing	A5-A3, 64-90 gsm
Power consumption	[220-240 V, 50/60 Hz] less than 1522W (system)
System dimensions	306i: [W x D x H] 627 x 622 x 579.6 mm (24.7 x 24.5 x 22.8 inch) ^{*1} 266i/226i: [W x D x H] 627 x 615 x 458 mm (24.7 x 24.2 x 18.0 inch) ^{*2}
System weight *3	306i: Approx. 37.5 kg (82.7 lb) 266i/226i: Approx. 32 kg (70.5 lb)

*1 Excluding lower paper tray unit

*2 Excluding ADF and lower paper tray unit

*3 Including toner bottle

* Std. in bizhub 306i

Copier Specifications

Copying process	Electrostatic laser copy, intermediate
Toner system	Simitri® HD Polymerized Toner
Copy/print speed A4	306i: Up to 30 ppm, 266i: Up to 26 ppm, 226i: Up to 22 ppm
1st copy out time	5.0 sec. or less
Warm-up time	13 seconds (under Classic mode user interface) 20 seconds (under Basic mode user interface)
Copy resolution	600 x 600 dpi
Gradation	256 gradations
Multicopy	1-9,999
Original format	A5-A3
Magnification	25-400% in 0.1% steps, auto-zooming

Printer Specifications

Print resolution	600 (equivalent) x 600 dpi
Page Description Language	PostScript 3 (3016) Emulation, PCL 6 (XL Version 3.0) Emulation, PCL 5e/c Emulation, XPS
Operating systems	Windows 7 (32/64), Windows 8.1 (32/64), Windows 10 (32/64), Windows Server 2008 (32/64), Windows Server 2008 R2, Windows Server 2012, Windows Server 2012 R2, Windows Server 2016, Macintosh OS X 10.9 or later, Linux, Unix, Citrix
Printer fonts	80 PCL, 137 PostScript 3 Emulation
Mobile printing	AirPrint (iOS), Mopria (Android), Google Cloud Print (optional), Wi-Fi Direct (optional), Konica Minolta Print Service (Android), Konica Minolta Mobile Print (iOS, Android, Windows 10 Mobile)

Scanner Specifications

Scan speed *4 with DF-633 (optional in bizhub 266i/226i)	1-sided original: 55 ipm (300 dpi) 2-sided original: 22 ipm (300 dpi)
Resolution	Max.: 600 x 600 dpi
Scan modes	Scan to Email, Scan to PC (SMB), Scan to FTP, Scan to WebDAV, Scan to BOX (SSD) ^{*5} , Scan to WSD (Web Service), Scan to DPWS (Device Profile for Web Service), Scan to Scan Server, Scan to USB memory, Network TWAIN scan ^{*5} , Scan to Me, Scan to Home
File formats	TIFF, PDF, Compact PDF, JPEG, XPS, Compact XPS, OOXML (pptx)
Destinations	2,100 (single + group), LDAP, DA support

*4 When copying A4 or Letter (8-1/2 x 11)

*5 Optional

Fax Specifications (optional)

Fax	Super G3
Transmission	Analog fax, Internet fax, Colour Internet fax, IP address fax
Resolution	Max.: 600 x 600 dpi (ultra-fine)
Compression method	MH, MR, MMR, JBIG
Modem speed	Up to 33.6 Kbps
Destinations	2,100 (single + group)

Components and Options

DK-706 Copier desk	Provides storage space for print media and other materials PF-509 can be added by one level onto DK-706
DK-707 Copier desk	Provides storage space for print media and other materials PF-509 can be added by two levels onto DK-707
DK-708 Caster table	Used to install this machine on the floor PF-509 can be added by four levels onto DK-708
KP-101 10-Key pad	10-key
DF-633 Document feeder	Reverse automatic document feeder, capacity 130 originals
OC-512 Original cover	Cover instead of ADF
WT-517 Working table	Authentication device placement
FK-513 Fax board	Super G3 fax
MK-757 Fax mount kit	Installation kit for FK-513
LK-116 Virus scan	Provides virus scan functions
EM-907 Expanded memory unit	256 GB memory extension for upgrades
EK-613 USB I/F kit	USB interface kit, Bluetooth LE
AU-201S IC card authentication	Various IC card technologies
AU-102 Biometric authentication	Finger vein scanner
UK-221 Wireless LAN	Wireless LAN and wireless LAN Access Point Mode

– All specifications refer to A4-size paper of 80 gsm quality.

– The support and availability of the listed specifications and functionalities vary depending on operating systems, applications and network protocols as well as network and system configurations.

– Some of the product illustrations contain optional accessories.

– Specifications and accessories are based on the information available at the time of printing and are subject to change without notice.

– Konica Minolta does not warrant that any specification mentioned will be error-free.

– All brand and product names may be registered trademarks or trademarks of their respective holders and are hereby acknowledged.

KONICA MINOLTA, the KONICA MINOLTA logo and symbol mark, "Giving Shape to Ideas", bizhub, bizhub PRO, bizhub PRESS, magicolor, PagePro, PageScope, Simitri, Simitri HD, Simitri HD+, Simitri with Biomass, Emperon, S.E.A.D., S.E.A.D.II, Printgroove and Konica Minolta Optimised Print Services and their respective logos are registered trademarks or trademarks of KONICA MINOLTA, INC. Evernote is a registered trademark or trademark of Evernote Corporation. SharePoint is a registered trademark or trademark of Microsoft Corporation in the U.S. and other countries. All other brands and product names are registered trademarks or trademarks of their respective companies or organisations.



Ecology & Environment

KONICA MINOLTA products are designed with the environment in mind.

- Energy Star
- RoHS Compliance
- WEEE Compliance
- Eco-friendly Toners



REQUIREMENTS FOR SAFE USE

- Please read and follow the instruction manual to ensure safe operation. • Only operate using appropriate power supply and voltage.
- Connecting the earth wire to an inappropriate place may cause explosion or electric shock. Please connect accordingly.