









### HIGH-CAPACITY DOCUMENT SHREDDERS EBA 5146 C

Fits into the smallest space – thanks to total front access. With feeding hopper for crumpled paper.

- automatic start/stop photoelectric-beam control and manual start/stop/reverse buttons in modern keypad
- continuous operation button for material feed via hopper
- attachable storage shelf for flat material feed via photoelectric-beam
- modern keypad with visual indicators for operational status
- automatic reverse in case of paper jam with automatic cut-off
- automatic cut-off when hopper or door is opened
- main switch and emergency cut-off switch
- front door for easy removal of the full waste cart (230 litres)
- automatic cut-off when waste cart is full
- powerful three phase motor (2.2 kW)
- thermal overload switch
- high quality cutting-mechanism made of high-grade steel, unaffected by soft metal objects
- suitable for safe shredding of CDs
- mobile on castors
- quality "Made in Germany"
- Guarantee: two years on the cutting shafts, one year on all other parts



| TECHNICAL DATA   | EBA 5146 C  |   |
|--|---|---|
| Insertion width in mm  | 460   | 460   |
| Cutting width in mm  | 3,8 x 48  | 1,9 x 13  |
| Sheet capacity<br>A4 sheets, 70 g/m <sup>2</sup>   80 g/m <sup>2</sup> | 65-70   55-60   | 35-40   29-34   |
| DIN security level   | 3   | 4   |
| Shreds also  |     |     |
| Motor capacity in watts  | 2200  | 2200  |
| Power connection in volts/Hz*  | 400/50/3~   | 400/50/3~   |
| Dimensions W x D x H in mm   | 740 x 765 x 1700  | 740 x 765 x 1700  |
| Bag volume in litres   | 230   | 230   |
| Weight in kgs  | 256   | 256   |

The technical data is approximate. Subject to change. 04/2011

\* other voltages available



LT.E, Listed 802 D